EN: This Datasheet/Document is presented by the manufacturer.

Please visit our website for pricing and availability at www.hestore.hu.

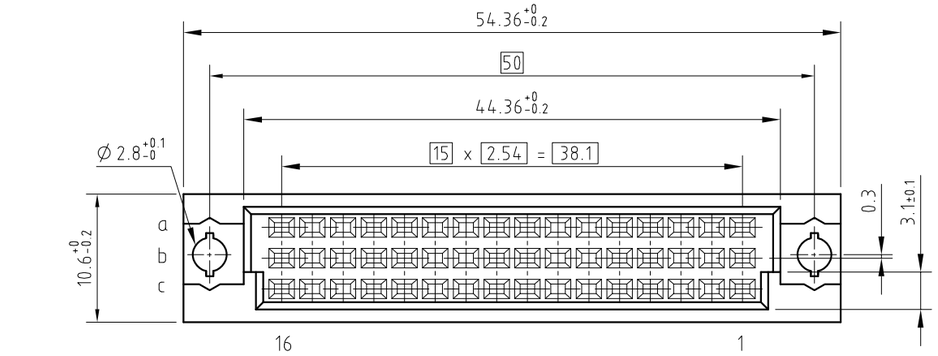

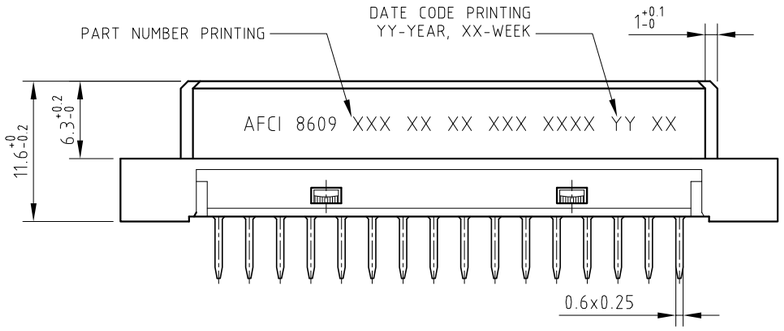

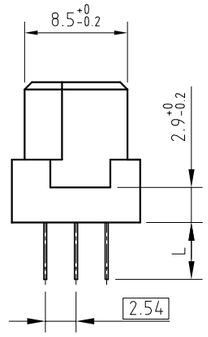

NO OPTION

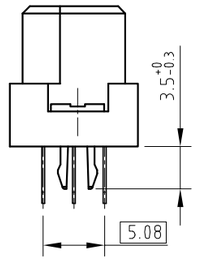

WITH HARPOONS

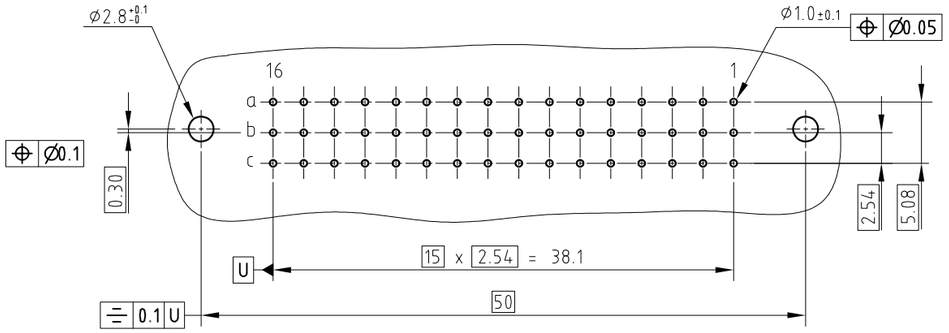

PCB DRILLING DETAILS

TECHNICAL SPECIFICATION

HOUSING MATERIAL	:	THERMOPLASTIC POLYESTER UL94V0; GREY

HOUSING CAN WITHSTAND EXPOSURE TO LEAD FREE WAVE SOLDERING TEMPERATURE OF 260-265°C

FOR STRAIGHT CONNECTORS AS IT IS IN CLASSICAL LEAD WAVE SOLDERING AT 235-250°C

CONTACT & HARPOON MATERIAL	:	COPPER ALLOY
CONTACT PLATING		
ACTIVE ZONE	:	Au / GXT™ OVER Ni
TERMINATION ZONE	:	Sn (PURE MATT) OVER Ni
HARPOON PLATING	:	Sn (PURE MATT) OVER Ni

ELECTRICAL DATA

CURRENT RATING AT 20°C	:	1.5 A
CURRENT (I MAX)	:	2 A
TEMPERATURE RANGE	:	-55°C TO +125°C
CONTACT RESISTANCE	:	≤ 20 mΩ
INSULATION RESISTANCE	:	$\geq 10^6$ MΩ
TEST VOLTAGE (rms)	:	1000 V

MECHANICAL DATA

INSERTION FORCE PER CONTACT	:	≤ 0.94 N
EXTRACTION FORCE PER CONTACT	:	≥ 0.15 N
REFERENCE SPECIFICATION	:	DIN 41612 / IEC 603-2

SERIES	8609	3	48	8	3	14	7	5	5	V1LF

ROWS FITTED WITH CONTACTS

- ROW a b c — 3 — 48
- ROW a - c — 4 — 32

NO. OF CONTACTS

TYPE OF INSULATOR

- 3 ROW FEMALE INSULATOR — 8

METHOD OF MOUNTING

- STANDARD MOUNTING - STYLE C/2 — 3

TERMINATION

- STRAIGHT SPILL LONG, L = $4.0^{+0.7}_{-0}$ — 14
- STRAIGHT SPILL SHORT, L = $2.5^{+0.7}_{-0}$ — 24

OPTIONS

- NO OPTION — 7
- WITH HARPOONS — H

PERFORMANCE CLASS

- DIN 41612 CLASS 3 — 4
- DIN 41612 CLASS 2 — 5
- DIN 41612 CLASS 1 — 6
- AS PER MIL C 55302 / JSS 50808 — 8

PITCH PER ROW

- 2.54 mm — 5

LEAD FREE VERSION — V1LF

NOTES:

1. THE "LF" PRODUCTS MEET EUROPEAN UNION DIRECTIVES AND OTHER COUNTRY REGULATIONS AS DESCRIBED IN GS-47-0004.
2. LEAD FREE OR RoHS DIRECTIVE LABELING TO BE PROVIDED AS PER GS-14-920 FOR LEAD FREE VERSION.
3. FOR GENERAL CHARACTERISTICS AND RoHS INFORMATION, REFER DRAWING C-8609-0000A.

mat'l. code	surface	tolerance	projection	product family
SEE TECH. SPEC.	ISO 1302	ISO 406 ISO 1101		8609

ltr	ecn no	dr	date
A	I08-0171	KR	2008-12-19
B	ELX-I-010167	MJA	2012-02-02
C	ELX-I-30157	MJA	2018-05-11

tolerances unless otherwise specified: angles 0°±1°; linear .0±.1

mm

scale 2:1

dr	KESAVAN R	2008-04-15
engr	KESAVAN R	2008-04-15
chr	M JACOB	2018-05-11
appd	BIJU K PAUL	2018-05-11

title: DIN STANDARD RECEPTACLE
STRAIGHT SPILL DIN 41612 STYLE C/2

dwg no: C-8609-2140 — sheet 1 of 1 — size A3

type: Product Customer Drawing

sheet index — revision C — sheet 1

Amphenol FCi
Copyright AFCI